

National
Child Passenger Safety
TECHNICIAN CERTIFICATION TRAINING



REAR-FACING
CAR SEAT



FORWARD-FACING
CAR SEAT



BOOSTER SEAT



SEAT BELT

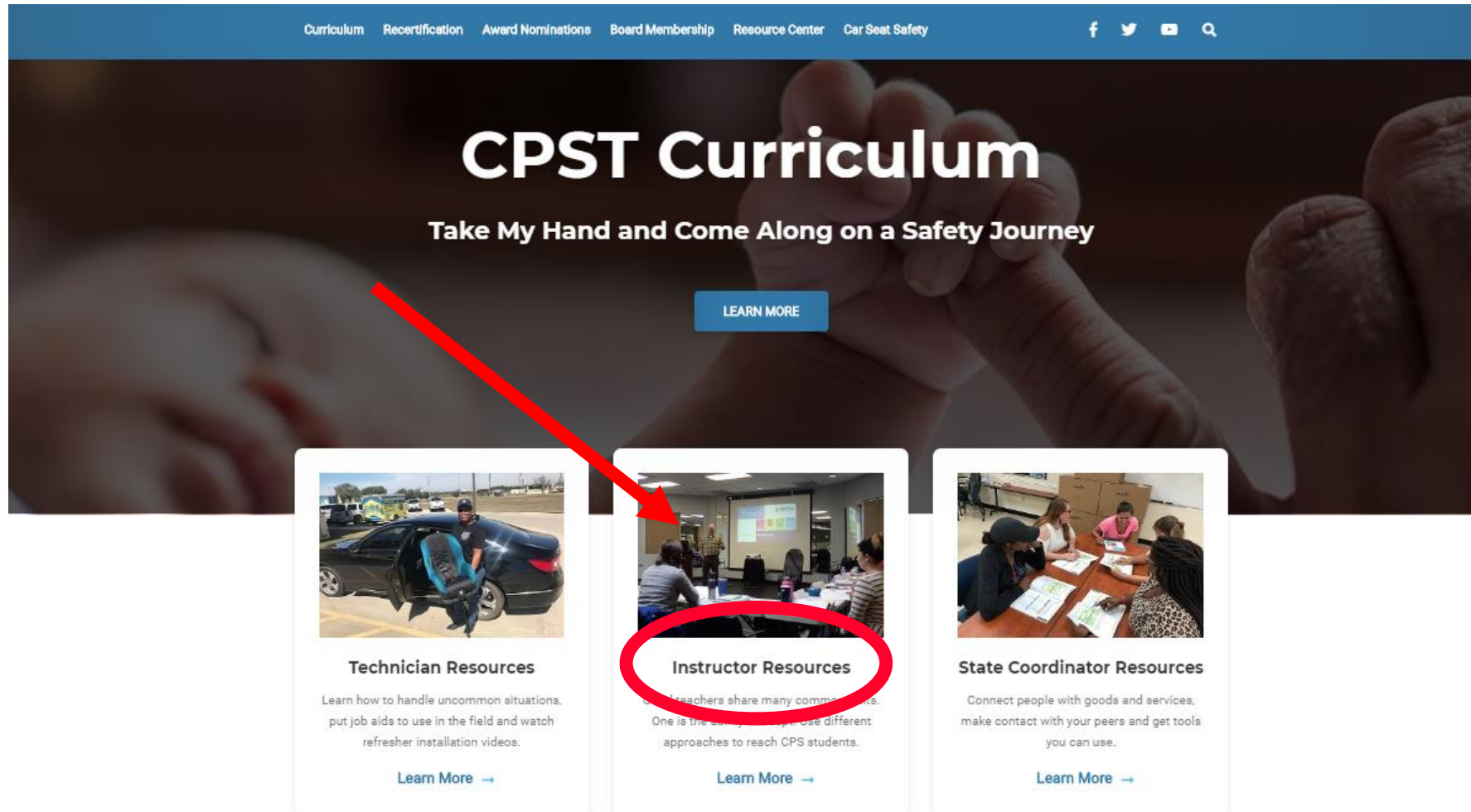
**Instructor
Materials**

**Downloading Materials
from cpsboard.org**

New cpsboard.org website



New Resource Sections



The screenshot shows the CPST Curriculum website. The header includes navigation links: Curriculum, Recertification, Award Nominations, Board Membership, Resource Center, and Car Seat Safety. Social media icons for Facebook, Twitter, YouTube, and a search icon are on the right. The main heading is "CPST Curriculum" with the tagline "Take My Hand and Come Along on a Safety Journey". A blue "LEARN MORE" button is centered below the tagline. A red arrow points from the "LEARN MORE" button to the "Instructor Resources" section. Below the main heading are three resource cards: "Technician Resources" (with a car seat photo), "Instructor Resources" (with a classroom photo and a red circle around the title), and "State Coordinator Resources" (with a group photo). Each card has a "Learn More" link with a right arrow.

Curriculum Recertification Award Nominations Board Membership Resource Center Car Seat Safety

f t y q

CPST Curriculum

Take My Hand and Come Along on a Safety Journey

LEARN MORE

Technician Resources

Learn how to handle uncommon situations, put job aids to use in the field and watch refresher installation videos.

Learn More →

Instructor Resources

Teachers share many common concerns. One is the difficulty of using different approaches to reach CPS students.

Learn More →

State Coordinator Resources

Connect people with goods and services, make contact with your peers and get tools you can use.

Learn More →

New Instructor Resources Section



🏠 CPS Board > Resource Center > Tools to Help You Put Your Best Foot Forward in the Classroom

— Instructors: What You Will Find On This Page

What qualities identify a good teacher? Here is betting you can rattle them off the top of your head. You are a strong communicator. You listen well. You are adaptable. And you are a life-long learner.

Sure, you can add more items to that list. Instead, let's focus on your own learning. And let's look at some of the tools that will help you succeed in teaching the latest version of the national standardized curriculum used to train certified Child Passenger Safety Technicians.

Teaching aids and instructional videos are organized here by module and follow the natural progression of classroom instruction.



Browse Section

Resource Center

- National Digital Car Seat Check Form
- Technicians: Get Tools and Put Your Training to Work
- Tools to Help You Put Your Best Foot Forward in the Classroom
- State Coordinator: Your Touchpoint to Child Passenger Safety
- What is a Technician?
- What is an Instructor?

— Instructors: What You Will Find On This Page

What qualities identify a good teacher? Here is betting you can rattle them off the top of your head. You are a strong communicator. You listen well. You are adaptable. And you are a life-long learner.



Sure, you can add more items to that list. Instead, let's focus on your own learning. And let's look at some of the tools that will help you succeed in teaching the latest version of the national standardized curriculum used to train certified Child Passenger Safety Technicians.

Teaching aids and instructional videos are organized here by module and follow a natural progression of classroom instruction.

Curriculum Instructor Materials

If you are a CPS Instructor, please login through your Safe Kids CPS Certification account to access the Instructor Curriculum and related downloads.

- [Get it here: Technician Guide](#)
- [Get pre-approved: Play host to Category 1 or 4 CPS CEU sessions](#)
- [Tell us what you think: 2020 Curriculum Feedback Form](#)

+ [Module 1: Introduction](#)

+ [Module 2: The CPS Technician Role](#)

+ [Module 3: Crash Dynamics](#)

+ [Module 4: Seat Belt Seats](#)

Browse Section

Resource Center

- [National Digital Car Seat Check Form](#)
- [Technicians: Get Tools and Put Your Training to Work](#)
- [Tools to Help You Put Your Best Foot Forward in the Classroom](#)
- [State Coordinator: Your Touchpoint to Child Passenger Safety](#)
- [What is a Technician?](#)
- [What is an Instructor?](#)

Accessing Instructor Materials

Curriculum Instructor Materials

If you are a CPS Instructor, please login through your Safe Kids CPS Certification account to access the Instructor Curriculum and related downloads.

- Get it here: Technician Guide
- Get pre-approved: Play host to Category 1 or 4 CPS CEU sessions
- Tell us what you think: 2020 Curriculum Feedback Form

+ Module 1: Introduction

Login at cert.safekids.org

cert.safekids.org



Who We Are | Newsletter | Policies and Procedures Manual | Contact Us | 1-877-366-8154

NATIONAL
CHILD
PASSENGER
SAFETY
CERTIFICATION


A Program of
Safe Kids Worldwide

GET A CAR SEAT CHECKED | FIND A TECH | FIND A COURSE | **LOG IN**


BECOME A TECH | I'M A TECH | COURSE ADMINISTRATION | ORGANIZATION MANAGEMENT | RESOURCES - FAQs




BECOME A TECH



I'M A TECH

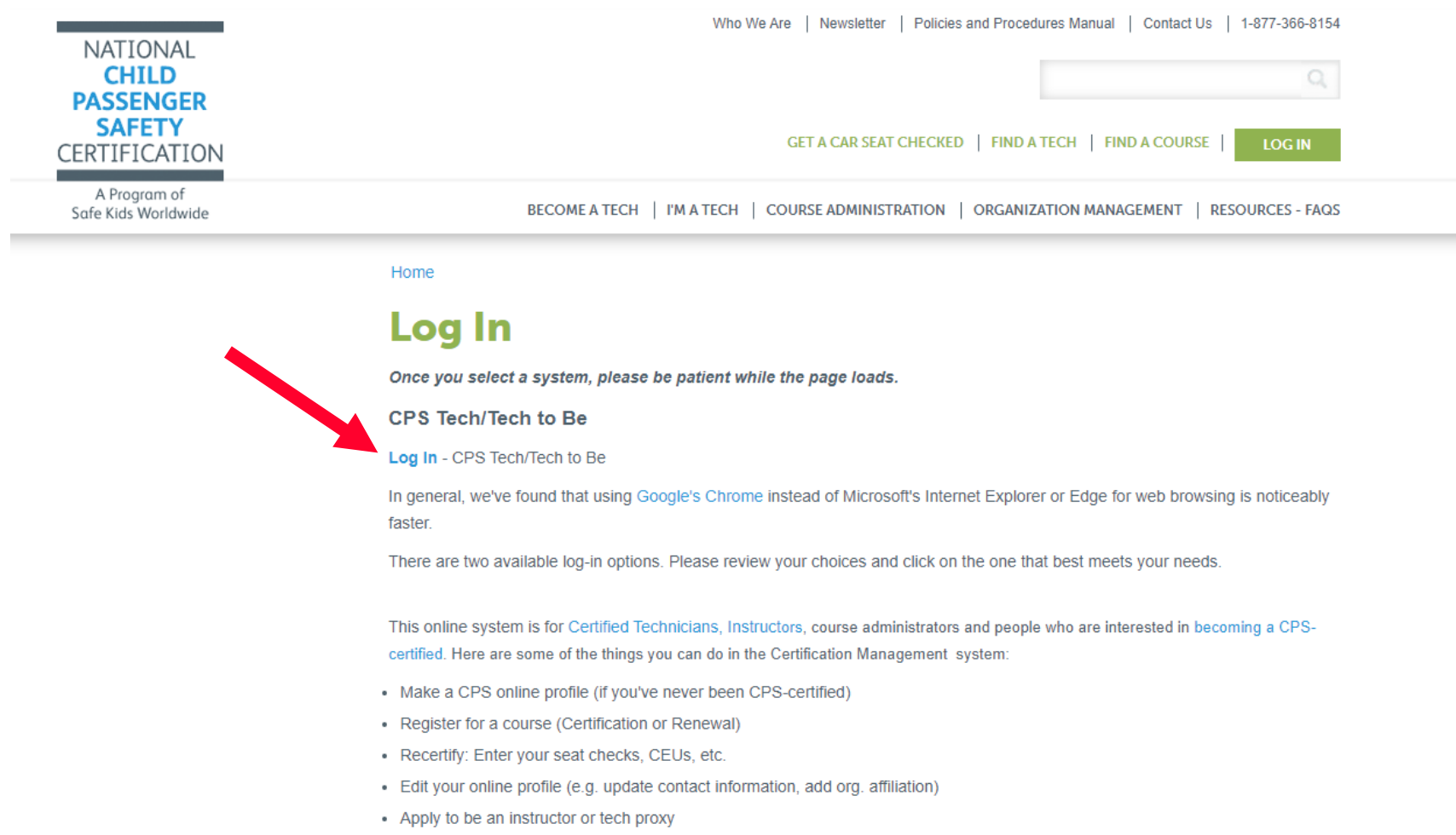


FIND A TECH



THE ULTIMATE CAR SEAT GUIDE

Login to your personal certification profile



The screenshot shows the homepage of the National Child Passenger Safety Certification website. The header includes the organization's name, a search bar, and navigation links. A red arrow points to the 'Log In' link under the 'CPS Tech/Tech to Be' section.

NATIONAL CHILD PASSENGER SAFETY CERTIFICATION
A Program of Safe Kids Worldwide

Who We Are | Newsletter | Policies and Procedures Manual | Contact Us | 1-877-366-8154

GET A CAR SEAT CHECKED | FIND A TECH | FIND A COURSE | **LOG IN**

BECOME A TECH | I'M A TECH | COURSE ADMINISTRATION | ORGANIZATION MANAGEMENT | RESOURCES - FAQs

[Home](#)

Log In

Once you select a system, please be patient while the page loads.

CPS Tech/Tech to Be

[Log In](#) - CPS Tech/Tech to Be

In general, we've found that using [Google's Chrome](#) instead of Microsoft's Internet Explorer or Edge for web browsing is noticeably faster.

There are two available log-in options. Please review your choices and click on the one that best meets your needs.

This online system is for [Certified Technicians](#), [Instructors](#), course administrators and people who are interested in [becoming a CPS-certified](#). Here are some of the things you can do in the Certification Management system:

- Make a CPS online profile (if you've never been CPS-certified)
- Register for a course (Certification or Renewal)
- Recertify: Enter your seat checks, CEUs, etc.
- Edit your online profile (e.g. update contact information, add org. affiliation)
- Apply to be an instructor or tech proxy

Enter your username and password

NATIONAL
CHILD
PASSENGER
SAFETY
CERTIFICATION

A Program of
Safe Kids Worldwide

Who We Are | Newsletter | Policies and Procedures Manual | Contact Us | 1-877-366-8154

GET A CAR SEAT CHECKED | FIND A TECH | FIND A COURSE | LOG IN

BECOME A TECH | I'M A TECH | COURSE ADMINISTRATION | ORGANIZATION MANAGEMENT | RESOURCES - FAQs

Menu

Log In

Forgot Your Password?

New Individual Account

Portal

Not Logged In

Safe Kids Online Services - Login

New Signup

Please click "New Individual Account" link in the left menu or "Create an Account" button on the right side if you have never made an online profile with Safe Kids before.

Forgot Your Password?

Please [click here](#) to have your password emailed to you.

Login

Login

Forgot Password?

Don't have an account?

If you are am new to CPS Technician Certification? Click on the Create An Account button below to create an online profile.

Create an Account

Need help logging in?

If you cannot remember your access information, select the "[Forgot Password](#)" link or contact our customer service team via email at cps.certification@safekids.org or by calling 1-877-366-8154

2020

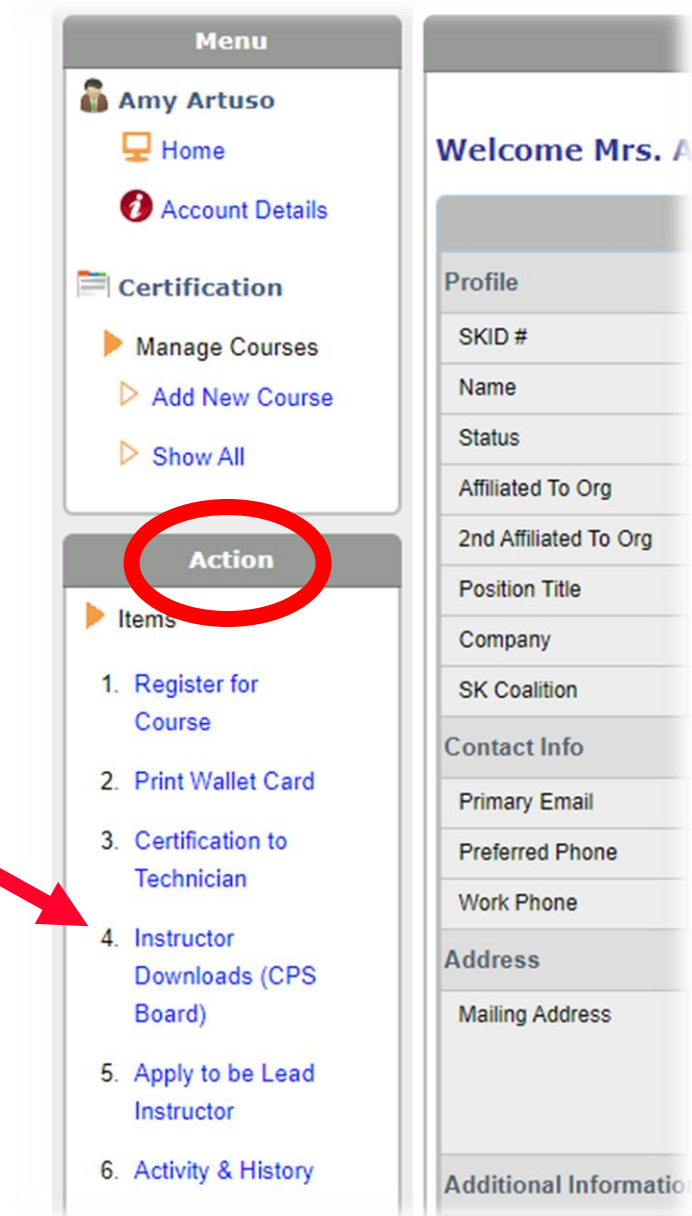
National CPST Certification Training

1


9

Find Action Box




Select: Instructor Downloads (CPS Board)





Private Instructor Materials



NATIONAL
CHILD PASSENGER
SAFETY BOARD
A program managed by the National Safety Council

Program Partners:

Curriculum Recertification Award Nominations Board Membership Resource Center Car Seat Safety



Private: Instructor Materials

[Home](#) > [Today's Learning Will Help Kids Grow to Be Tomorrow's Leaders](#) > Private: Instructor Materials

National CPST Certification Training

Training guides, forms and files are provided here for Certified Instructors and Instructor Candidates only. Do not post or share them with anyone else. If you do, your CPS Certification will be at risk. They are not for the public.

- Instructor Guide

Forms and Admin Guides

- Certification Training: Student Score Sheet
- Course Evaluation
- Hands-On Skills Evaluation Instructor Log
- Instructor Prep Guide
- Planning and Logistics Guide
- Set Video Options in PowerPoint
- Student Vehicle Occupant Restraint System Details

PowerPoint Presentation Files

- Module 1: Introduction
- Module 2: The CPS Technician Role
- Module 3: Crash Dynamics
- Module 4: Seat Belt Systems
- Module 5: Air Bags
- Module 6: Lower Anchors and Tethers
- Module 7: Introduction to Car Seats
- Module 8: Rear-Facing Car Seats

Additional Courses

- Go to the Head of the School Bus Training Class
- Operation Kids: The Next Generation
- Certification Renewal Course
- Instructor Development Course

Teaching Aids

- Curriculum USB Order Form
- Instructor Classroom Toolkit
- Tips from Instructors to Instructors
- 2014 Curriculum Resources

Instructor Tip Videos


- What is One Tip That Never Fails to Help Your Class Run Smoothly?
- Do You Prefer to Team-Teach or Solo-Teach Modules?

Private Instructor Materials

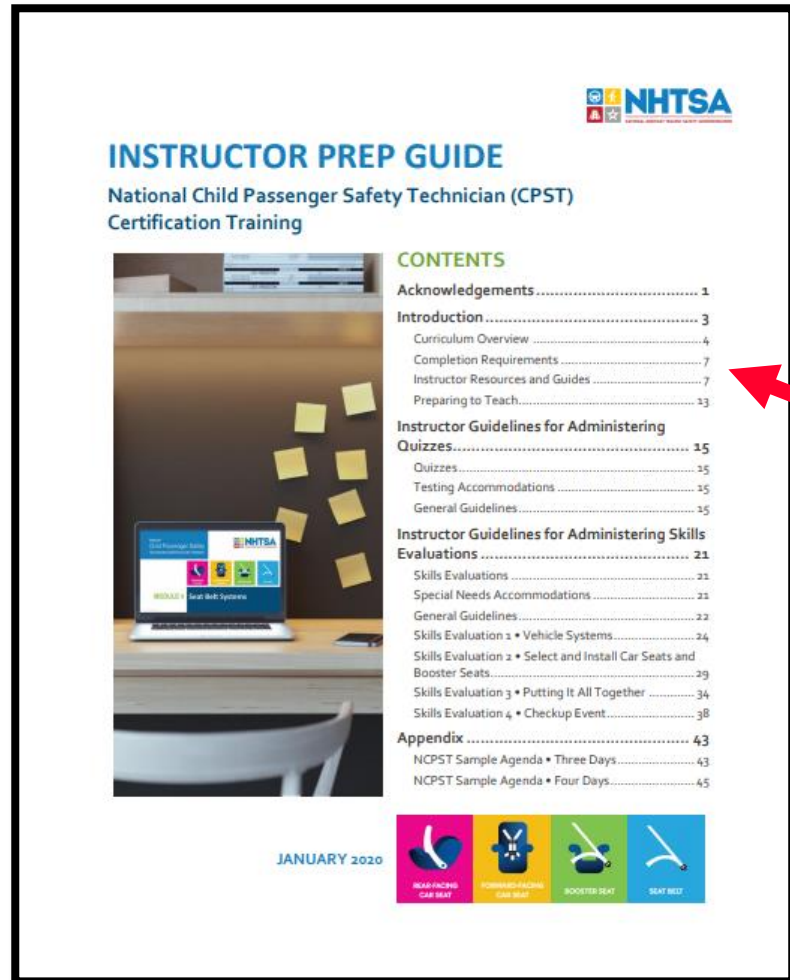
- Instructor Guide (IG)
- Forms and Admin Guides
- Quizzes and Skills Evaluations
- PowerPoint Presentation Files
- Curriculum Orientation Webinars

Additional Items:

- USB Order Form
- Instructor Tip Videos
 - Tips from Instructors to Instructors



Forms and Admin Guides



Forms and Admin Guides

- Certification Training: Student Score Sheet
- Course Evaluation
- Hands-On Skills Evaluation Instructor Log
- Instructor Prep Guide
- Planning and Logistics Guide
- Set Video Options in PowerPoint
- Student Vehicle Occupant Restraint System Details

Quizzes and Skills Evaluations



Quizzes and Skills Evaluation

- To access the quizzes and skills evaluation tools, [click here.](#)

Name	Type	Size	Date	
ncpst_quiz_1_2020.pdf	file			
ncpst_quiz_1_answer_key_2020.pdf	file	71 KB	12/16/2019 2:28 PM	Ⓢ
ncpst_quiz_2_2020.pdf	file	435 KB	12/16/2019 2:28 PM	Ⓢ
ncpst_quiz_2_answer_key_2020.pdf	file	52 KB	12/16/2019 2:28 PM	Ⓢ
ncpst_quiz_3_2020.pdf	file	551 KB	12/16/2019 2:28 PM	Ⓢ
ncpst_quiz_3_answer_key_2020.pdf	file	53 KB	12/16/2019 2:28 PM	Ⓢ
ncpst_skills_eval_1_answer_sheet_2020 r1.pdf	file	429 KB	12/23/2019 1:03 PM	Ⓢ
ncpst_skills_eval_2_answer_sheet_2020.pdf	file	515 KB	12/16/2019 2:28 PM	Ⓢ
ncpst_skills_eval_3_answer_key_2020.pdf	file	267 KB	12/16/2019 2:28 PM	Ⓢ
ncpst_skills_eval_3_answer_sheet_2020.pdf	file	241 KB	12/16/2019 2:28 PM	Ⓢ

Showing 1 to 10 of 12 entries

Previous 1 2 Next

FTP Quizzes and Skills Evaluations Forms

National Safety Council

Home Account

Zip and Download

Show 10

Name	Type	Size	Date
ncpst_skills_eval_4_2020.pdf	file	120 KB	12/16/2019 2:39 PM
ncpst_student_quiz_answer_sheet_2020.pdf	file	64 KB	12/16/2019 2:39 PM

Showing 11 to 12 of 12 entries

Previous 1 2 Next

Curriculum Webinars

Curriculum Webinars

Watch and learn what is new. Start with these videos highlighting changes to the skills evaluation process.

- [Testing Protocols: Instructor Guidelines](#)
- [Skills Evaluation 3: Putting It All Together](#)
- [Skills Evaluation 4: Check Up Event](#)

General:

- [Adult Learning Theory: How Can We Be Better Instructors?](#)
- [Module 2: New Activity and Good, Better, Best Explained](#)

PowerPoint Presentation Files

PowerPoint Presentation Files

- [Module 1: Introduction](#)
- [Module 2: The CPS Technician Role](#)
- [Module 3: Crash Dynamics](#)
- [Module 4: Seat Belt Systems](#)
- [Module 5: Air Bags](#)
- [Module 6: Lower Anchors and Tethers](#)
- [Module 7: Introduction to Car Seats](#)
- [Module 8: Rear-Facing Car Seats](#)
- [Module 9: Forward-Facing Car Seats](#)
- [Module 10: Booster Seats and Seat Belts](#)
- [Module 11: Other Vehicles](#)
- [Module 12: Interacting with Caregivers](#)
- [Module 13: Using and Maintaining Your New Skills](#)

[Download all 13 PPT files.](#) Find them listed on two pages [here](#).

Please note: When opening PPT files, if you see the information in Notes View, click on the “View” tab at the top, and then select “Normal” (all the way to the left). This will open the PPT slides, with videos linked in slides.

[Access all 13 PPT files in PDF Notes view here.](#)


PPT Presentation Choices


Name	
	ncpst_slides_2020_mod_1_introduction_FINAL.pdf
	ncpst_slides_2020_mod_1_introduction_FINAL.pptx
	ncpst_slides_2020_mod_1_PPT PDF NOTES.pdf




National CPST Certification Training

National
Child Passenger Safety
TECHNICIAN CERTIFICATION TRAINING







REAR-FACING
CAR SEAT



FORWARD-FACING
CAR SEAT



BOOSTER SEAT



SEAT BELT

MODULE 1 Introduction

MODULE 1 • INTRODUCTION

TOTAL TIME: 45 Minutes

- Welcome – 30 minutes
- Partnerships – 2 minutes
- Purpose of the CPST Certification Training – 2 minutes
- Key Statistics – 3 minutes
- CPST Certification Training Goals – 3 minutes
 - Video—Bubble Wrap (0:30 seconds)
- Progress Check – 5 minutes

MEDIA, MATERIALS, AND RESOURCES

- Student vehicles
 - Keys labeled for easy identification
 - Vehicles positioned with room to open doors without causing damage
- Vehicle owner's manuals from student vehicles
- Student Vehicle Occupant Restraint Systems Details forms

PREPARATION

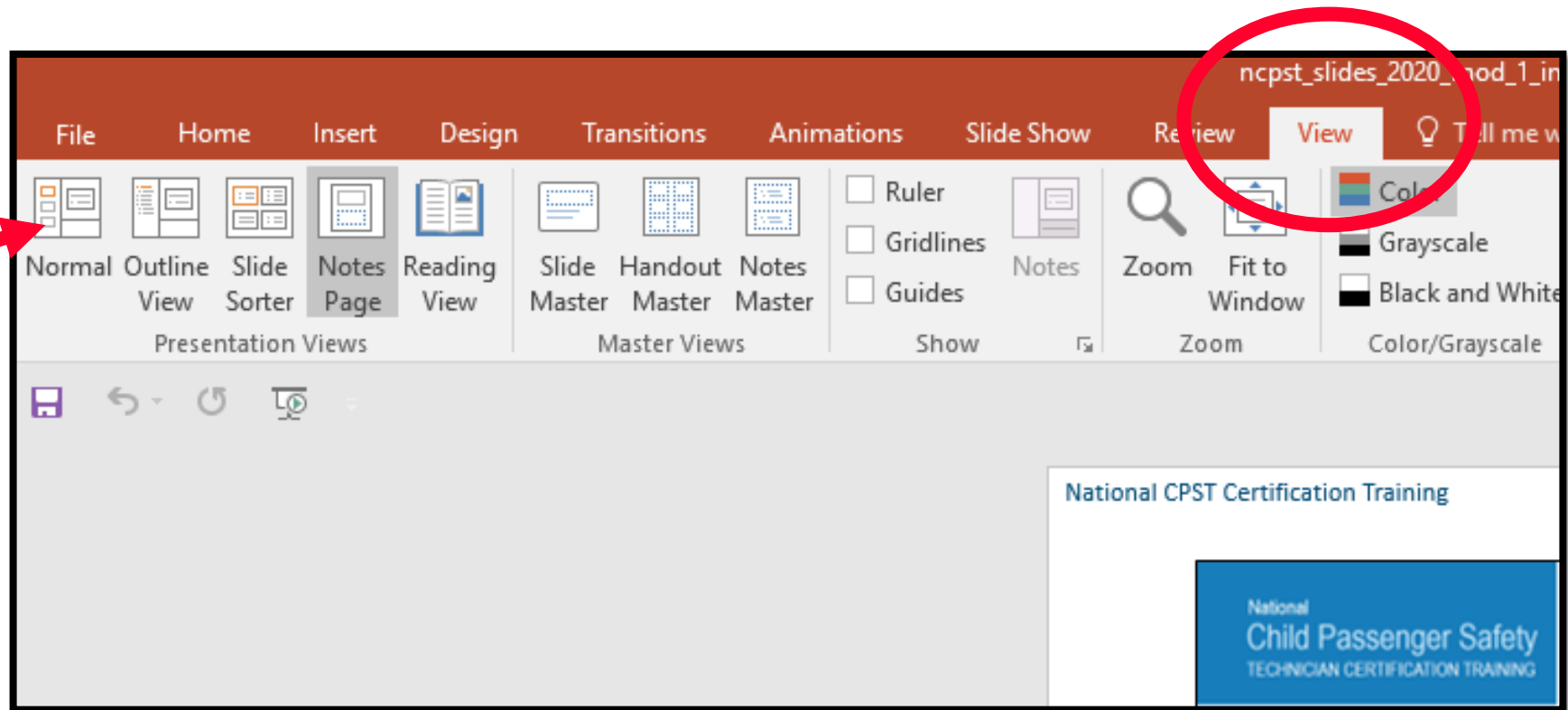
- Complete the Student Vehicle Occupant Restraint Systems Details forms for the student vehicles, indicating the types of seat belts (retractors and latch plates), type and location of air bags, and location of lower anchors and tether anchors.
- Be sure to retain all completed Student Vehicle Occupant Restraint Systems Details forms for use throughout the training.
- Review the information available in the resources for statistics listed in Module 1.
- Review the video for this module.
- Prepare to conduct the progress check.

INSTRUCTOR NOTES

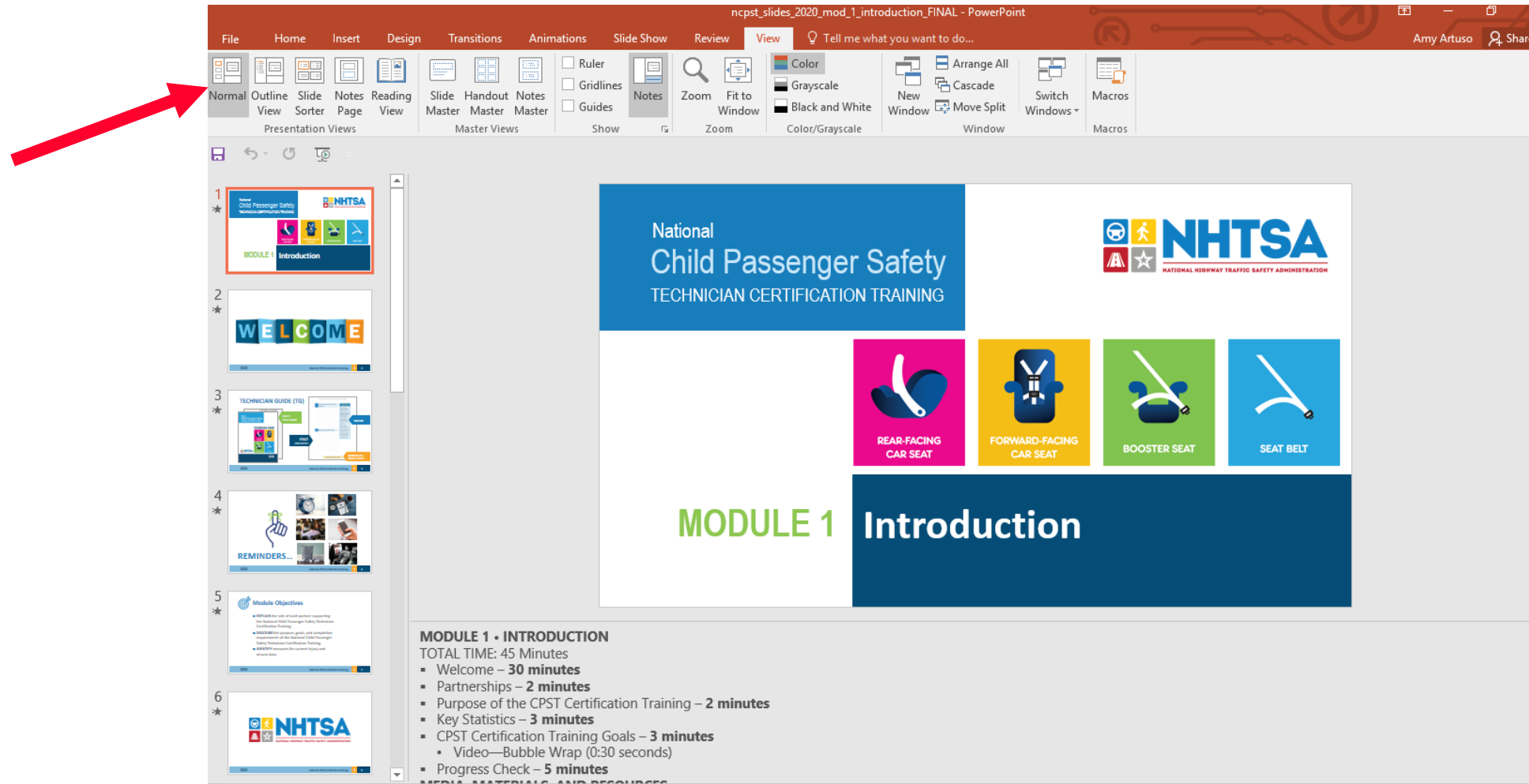
1

Select the “View” Tab




Change from
Notes Page
to Normal
View




PPT Normal View



PPT PDFs

Name
 ncpst_slides_2020_mod_1_introduction_FINAL.pdf
 ncpst_slides_2020_mod_1_introduction_FINAL.pptx
 ncpst_slides_2020_mod_1_PPT PDF NOTES.pdf



USB Order Form

[Curriculum](#) [Recertification](#) [Award Nominations](#) [Board Membership](#) [Resource Center](#) [Car Seat Safety](#) [f](#) [t](#) [v](#) [Q](#)

Curriculum USB Order Form

[CPS Board](#) > [Today's Learning Will Help Kids Grow to Be Tomorrow's Leaders](#) > Curriculum USB Order Form

You can download curriculum content or buy an 8 GB USB drive with the new certification and renewal testing instructor course content preloaded.

USBs only will be shipped to instructors and instructor candidates.

Cost

- \$20 each
- \$15 each for three or more (same order and address)

Payment and Shipping

- Checks and credit cards only
- Cost includes shipping in the U.S. (USPS/First Class)
- Receipt will be emailed

Get started: Fill out this form to order your USB.

Additional Courses



- Go to the Head of the School Bus Training Class
- Operation Kids: The Next Generation
- Certification Renewal Course
- Instructor Development Course

Teaching Aids

- Curriculum USB Order Form
- Instructor Classroom Toolkit
- Tips from Instructors to Instructors
- 2014 Curriculum Resources

Instructor Tip Videos


- What is One Tip That Never Fails to Help Your Class Run Smoothly?



TG and Feedback Form

— Instructors: What You Will Find On This Page

What qualities identify a good teacher? Here is betting you can rattle them off the top of your head. You are a strong communicator. You listen well. You are adaptable. And you are a life-long learner.



Sure, you can add more items to that list. Instead, let's focus on your own learning. And let's look at some of the tools that will help you succeed in teaching the latest version of the national standardized curriculum used to train certified Child Passenger Safety Technicians.

Teaching aids and instructional videos are organized here by module and follow the natural progression of classroom instruction.

Curriculum Instructor Materials

If you are a CPS Instructor, please login through your Safe Kids CPS Certification account to access the Instructor Curriculum and related downloads.

- Get it here: Technician Guide
- Get pre-approved: Play host to Category 1 or 4 CPS CEU sessions
- Tell us what you think: 2020 Curriculum Feedback Form

+ Module 1: Introduction

National
Child Passenger Safety
Technician Certification Training

TECHNICIAN GUIDE

 REAR-FACING CAR SEAT	 FORWARD-FACING CAR SEAT
 BOOSTER SEAT	 SEAT BELT


 **NHTSA**
NATIONAL HIGHWAY TRAFFIC SAFETY ADMINISTRATION

2020

Curriculum Feedback Form

— Instructors: What You Will Find On This Page

What qualities identify a good teacher? Here is betting you can rattle them off the top of your head. You are a strong communicator. You listen well. You are adaptable. And you are a life-long learner.



Sure, you can add more items to that list. Instead, let's focus on your own learning. And let's look at some of the tools that will help you succeed in teaching the latest version of the national standardized curriculum used to train certified Child Passenger Safety Technicians.

Teaching aids and instructional videos are organized here by module and follow the natural progression of classroom instruction.

Curriculum Instructor Materials

If you are a CPS Instructor, please login through your Safe Kids CPS Certification account to access the Instructor Curriculum and related downloads.

- Get it here: Technician Guide
- Get pre-approved: Play host to Category 1 or 4 CPS CEU sessions
- Tell us what you think: 2020 Curriculum Feedback Form

+ Module 1: Introduction

2020 Curriculum Feedback Form

The 2020 National Child Passenger Safety Technician (CPST) Certification Training Curriculum was created to provide basic technical knowledge about car seats, booster seats and seat belt systems.


The National Child Passenger Safety Board (NCPST) values feedback from the field and recognizes the importance of collaboration.

Use the form below to provide suggestions to improve the quality or technical content of the curriculum. Please submit one suggestion per form.


All suggestions will be carefully considered by the NCPST. Updates to curriculum materials will be posted at cpsboard.org.

* Required


National
Child Passenger Safety
TECHNICIAN CERTIFICATION TRAINING




NHTSA
NATIONAL HIGHWAY TRAFFIC SAFETY ADMINISTRATION




REAR-FACING
CAR SEAT



FORWARD-FACING
CAR SEAT



BOOSTER SEAT




SEAT BELT

Curriculum Feedback Form

“Accordion” tabs

+ Instructors: What You Will Find On This Page

— Module 1: Introduction



Module 1: Bubble Wrap


1/17 Watch later Share

The video shows a woman in a blue shirt and a young child in a car seat. The woman is using red-handled scissors to cut through a large pile of bubble wrap. The child is looking on with interest. The video is part of a series, as indicated by the '1/17' counter and 'Watch later' and 'Share' buttons in the top right corner.

Child Passenger Safety Technician Certification Training

Chart student progress with this form: [Student Vehicle Occupant Restraint System Details](#) (to be completed by instructor)

Review the terms: [Child Occupant Protection Glossary](#)



+ Module 2: The CPS Technician Role

+ Module 3: Crash Dynamics

— Module 4: Seat Belt Systems

Instructional Videos

- Locking Latch Plate
- Using a Locking Clip

Quick reference guide: Federal Motor Vehicle Safety Standards and Regulations

Activity: Identify Latch Plates and Retractors

Putting it all together: What Locks the Seat Belt?



+ Module 5: Air Bags

+ Module 6: Lower Anchors and Tethers

+ Module 1: Introduction

+ Module 2: The CPS Technician Role

+ Module 3: Crash Dynamics

+ Module 4: Seat Belt Systems

+ Module 5: Air Bags

+ Module 6: Lower Anchors and Tethers

+ Module 7: Introduction to Car Seats

+ Module 8: Rear-Facing Car Seats

+ Module 9: Forward-Facing Car Seats

+ Module 10: Booster Seats and Seat Belts

+ Module 11: Other Vehicles

+ Module 12: Interacting with Caregivers

+ Module 13: Using and Maintaining Your New Skills

Thank you for all that you do to help children travel safely! We appreciate you!

